

# KARIMUN WAGON R

Gear for All



## Mobil SUPER\* untuk Semua

Hidup terasa lebih mudah dengan mobil SUPER\* yang gesit dan serbaguna dalam menunjang aktivitas harian Anda. Dengan mesin K10B yang sangat irit BBM serta fitur-fitur lainnya, menjadikan Karimun Wagon R sebagai mobil pilihan untuk semua. Karimun Wagon R. Gear for All!

\*Spacious - Useful - Practical - Efficient - Reasonable

# KARIMUN WAGON R GS



NEW FRONT GRILLE, HEADLAMPS, FOG LAMPS



SPACIOUS CABIN WITH MODERN DASHBOARD



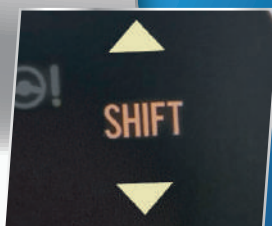
14" ALLOY WHEEL



IMMOBILIZER & KEYLESS ENTRY



UNDER SEAT TRAY




GEAR SHIFT INDICATOR



POWER WINDOW



AIR CONDITIONER



CHILD PROOF DOOR LOCK



# KARIMUN WAGON R

## TAMPILAN BARU



S LOGO ON THE GRILLE



13" STAR SHAPE ALLOY WHEEL



NEW COLOR GARNISH DASHBOARD



INTEGRATED AUDIO PANEL



POWER OUTLET 12 V

### SPESIFIKASI / SPECIFICATIONS

## KARIMUN WAGON R

GL

GS

#### DIMENSI / DIMENSIONS

	mm	GL	GS
Panjang keseluruhan / Overall length	mm	3,600	3,635
Lebar keseluruhan / Overall width	mm	1,475	1,475
Tinggi keseluruhan / Overall height	mm	1,670	1,670
Jarak poros roda / Wheel base	mm	2,400	2,400
Jarak pijak depan / Front tread	mm	1,295	1,295
Jarak pijak belakang / Rear tread	mm	1,290	1,290
Jarak terendah / Ground clearance	mm	170	170
Radius putar minimum / Minimum turning radius	m	4.6	4.6

#### MESIN / ENGINE

		K10B, DOHC	K10B, DOHC
Jenis / Type		K10B, DOHC	K10B, DOHC
Silinder / Cylinder		3 in-line	3 in-line
Jumlah katup / Number of valves		12	12
Isi silinder / Piston displacement	cc	998	998
Diameter x langkah / Bore x stroke	mm	73 x 79.5	73 x 79.5
Perbandingan kompresi / Compression ratio		10 : 1	10 : 1
Daya maksimum / Maximum output	PS / rpm	6200	6200
Momen puntir maksimum / Maximum torque	Nm / rpm	90/3,500	90/3,500
Distribusi bahan bakar / Fuel distribution		MPI	MPI

#### TRANSMISI / TRANSMISSION

		M/T	AGS	M/T	AGS
Perbandingan gigi / Gear ratio					
	1	3.545	3.545	3.545	3.545
	2	1.904	1.904	1.905	1.904
	3	1.280	1.280	1.280	1.280
	4	0.966	0.906	0.967	0.906
	5	0.783	0.717	0.784	0.717
	Mundur / Rvs	3.272	3.272	3.273	3.272
Perbandingan gigi akhir / Final gear ratio		4.388	4.705	4.389	4.705

#### RANGKA / CHASSIS

		Rack & Pinion, EPS	Rack & Pinion, EPS
Sistem kemudi / Steering		Rack & Pinion, EPS	Rack & Pinion, EPS
Suspensi / Suspension	Depan / Front	MacPherson strut coil spring	MacPherson strut coil spring
	Belakang / Rear	3 links rigid w/ coil spring	3 links rigid w/ coil spring
Rem / Brakes	Depan / Front	Ventilated	Ventilated
	Belakang / Rear	Drum	Drum
Ukuran ban / Tyres		145/80/13	175/65/14

#### BERAT / WEIGHT

	kg	GL	GS
Berat kendaraan / Curb weight	kg	830	835
Berat kotor kendaraan / Gross Vehicle weight	kg	1,350	1,350

#### KAPASITAS / CAPACITIES


		GL	GS
Tempat duduk / Seating capacity	Orang / Persons	5	5
Tangki bahan bakar / Fuel tank capacity	Liter / Litres	35	35

#### KEAMANAN & KESELAMATAN / SAFETY & SECURITY

	GL	GS
Airbag	V	V
Immobilizer	V	V
Child Proof Door Lock	V	V
3 Poin ELR Safety Belt	V	V
Keyless Entry		V
Security Alarm		V

### COLOR VARIAN

## KARIMUN WAGON R



NEW

## GS

