

SUZUKI

YOUR GEAR

NEW IGNIS

SUZUKI SPORT



Gear to Ignite

SUZUKI EcoEngine Technology

FUEL CONSUMPTION

23,44 Km/L (AGS)*

23,64 Km/L (MT)*

*BT2MP - BPPT Januari 2017

IGNITE

THE SPORTY SIDE



REAR UPPER SPOILER

HIGH MOUNT STOP LAMP

REAR UNDER SPOILER



LED DRL

CLAM SHELL BONNET



SIDE UNDER SPOILER



FRONT UNDER SPOILER



15" FIVE TRAPEZOID DESIGN

EXTERIOR

IGNIS hadirkan desain baru bercita rasa SUV dengan fungsi serta detail menarik di setiap sisinya.

INTERIOR

Memasuki kabin IGNIS, kesan lapang, modern, unik, dan nyaman langsung terasa. Ditambah lagi dengan detail-detail berkelas dan sporty.



AUDIO TOUCHSCREEN 7"

BODY COLOR ORNAMENT

STYLISH SEAT COVER

FEATURES

IGNIS sebagai sebuah generasi baru Urban SUV, berisikan fitur-fitur terkini. Baik dari sisi kenyamanan, keamanan, dan juga tenaga.



FUEL EFFICIENT K12M ENGINE



DUAL SRS AIRBAGS





HIGH GROUND CLEARANCE (180mm)



SPACIOUS LUGGAGE

NEW GENERATION PLATFORM (HEARTECT)

TRANSMISSION



- High rigid underbody
- Lightweight (better fuel efficiency)
- Better Performance (driving, cornering & stopping)




MT




AGS

COLOR VARIANT

 Tinsel Blue Pearl

 Uptown Red Pearl

 Arctic White Pearl

 Midnight Black Pearl

SPESIFIKASI / SPECIFICATIONS

NEW IGNIS SUZUKI SPORT

MT

AGS

DIMENSI / DIMENSION

Panjang keseluruhan / Overall length	mm	3,700
Lebar keseluruhan / Overall width	mm	1,660
Tinggi keseluruhan / Overall height	mm	1,595
Jarak poros roda / Wheelbase	mm	2,435
Jarak pijak depan / Front tread	mm	1,460
Jarak pijak belakang / Rear tread	mm	1,470
Jarak terendah / Ground clearance	mm	180
Radius putar minimum / Minimum turning radius	m	4.7

KAPASITAS / CAPACITIES

Tempat duduk / Seating capacity	Orang / Persons	5	
Tangki bahan bakar / Fuel tank capacity	Liter / Litres	32	
Bagasi / Luggage capacity *1	Rear Seatback Folded	Liter / Litres	469
Bagasi / Luggage capacity *1	Rear Seatback Raised	Liter / Litres	260

MESIN / ENGINE

Jenis / Type		K12M
Silinder / Number of cylinders		4
Jumlah katup / Number of valves		16
Isi silinder / Piston displacement	cc	1,197
Diameter x langkah / Bore x stroke	mm	73.0 x 71.5
Perbandingan kompresi / Compression ratio		11.0
Daya Maksimum / Maximum output	PS / rpm	83/6,000
Momen puntir maksimum / Maximum torque	Nm / rpm	113/4,200
Distribusi bahan bakar / Fuel distribution		Multipoint injection

TRANSMISI / TRANSMISSION

Perbandingan gigi / Gear ratio	1st	3.545	3.545
	2nd	1.904	1.904
	3rd	1.240	1.240
	4th	0.914	0.906
	5th	0.717	0.696
Perbandingan gigi akhir / Final gear ratio	Mundur / Reverse	3.272	3.272
		4.388	4.705

RANGKA / CHASSIS

Sistem kemudi / Steering		Rack & Pinion
Suspensi / Suspension	Depan / Front	MacPherson strut with coil spring
	Belakang / Rear	Torsion beam with coil spring
Rem / Brakes	Depan / Front	Ventilated disc
	Belakang / Rear	Drum, leading and trailing
Ukuran Ban / Tyres		175/65R15


BERAT / WEIGHT

Berat kosong kendaraan / Curb weight	kg	840-850
Berat kotor kendaraan / Gross vehicle weight	kg	1,280




Sole Distributor:
PT. SUZUKI INDOMOBIL SALES

 www.suzuki.co.id

 Follow us on
@suzukiindonesia

 Find us on
suzukiindonesia

 **0800 1100 800**

Respon Pemas. 24 Jam. 7 Hari. 365 Hari.

3 Garansi
Tahun
ATAU
100.000 km